


WORLD TIME TABLE

Time zone 時間	Difference 時差	City code 城市代號	City Country 城市名稱
0	-10	HNL	HONOLULU 檀香山
2	-8	LAX	LOS ANGELES 洛杉磯
3	-7	DEN	DENVER 丹佛
4	-6	CHI	CHICAGO MEXICO CITY 芝加哥 墨西哥市
5	-5	NYC	NEW YORK TORONTO 紐約 多倫多
7	-3	RIO	RIO DE JANEIRO BUENOS AIRES 里約熱內盧 布宜諾斯艾亞利斯
10	0	LON	LONDON G.M.T. 倫敦 格林威治
11	+1	PAR	PARIS BERLIN HAMBURG FRANKFURT 巴黎 柏林 漢堡 法蘭克福 ROME BARCELONA AMSTERDAM 羅馬 巴塞隆納 阿姆斯特丹
12	+2	CAL	CAIRO HELSINKI JOHANNESBURG 開羅 赫爾辛基 約翰尼斯堡
13	+3	MOW	MOSCOW RIYADH 莫斯科 利雅德
15	+5	KHI	KARACHI 喀拉蚩
17	+7	BKK	BANGKOK JAKARTA SAIGON 曼谷 雅加達 西貢
18	+8	HKG	HONG KONG SINGAPORE 香港 新加坡 TAIPEI BEIJING 臺北 北京
19	+9	TYO	TOKYO OSAKA SEOUL 東京 大阪 漢城
20	+10	SYD	SYDNEY 雪梨
22	+12	WLG	WELLINGTON 威靈頓

Page 1 - Class # 00421

PRESS UP CALENDAR & CALCULATOR








FEATURES

- Double press up function
- Real time clock with hours, minutes and second display.
- A perpetual calendar (range from year 1900 to 2099)
- 12/24 hours mode clock.
- World time for 16 cities.
- An alarm time (alarm tone can set one of 3 BiBi and 5 melodies).
- Count down timer with max 99 hour 59 min 59 sec
- 8 digits calculator with “+” , “-” , “×” , “÷” , “%” , “M+” , “M-” and “MRC” functions.
- Smart up and down keys.
- Key tone function.

INSTALLING BATTERY

1. Remove the battery insulator from the battery compartment
2. Replace the old batteries when the clock display is faint.
3. When new battery are installed, It is possible that the buttons may malfunction and the display may show irregular graphics . If this happens, Simply use a thin stick to push the reset switch from the bottom of the unit.

REAL TIME SETTING





1. Press <  > key to enter time mode.
2. Press <  > or <  > key can search the month.
3. Press <SET> key to set the real time clock and date. month, year.
 - The setting sequence as follows.
<Second> → <Hour> → <Minute> → <Year> → <Month> → <Date> → <Normal>.
 - The setting object will be flash, then press <  > or <  > key to adjust.
 - Press < = > key to toggle 12/24 hours mode.

WORLD TIME SETTING





1. At normal mode press one of 16 city keys to search other city time.
2. Press <SET> key to set the current city time to be local time.

3. Press <  > key back to local time.


ALARM SETTING

1. Press <  > Key enter alarm mode.
2. Press <  > key again to toggle alarm ON/OFF, indicate by the icon.
3. Press <SET> key to set alarm time, the setting sequence as follows:
<HOUR> → <MINUTE> → <NORMAL>
the setting object will be flash , then press <  > or <  > key to adjust.
4. Press number keys 1 ~ 8 to choose BiBi or melody to alarm tone (1. Racing 2. Kachsha 3. Youth Dance 4. Red River Valley 5. March of the Navy 6. Tango Bi-Bi 7. BiBi I 8. BiBi II)


COUNT DOWN TIMER SETTING

1. Press <TIMER> key to enter count down timer mode.
2. Press <SET> key to set count down timer, the setting sequence as follow:
<SECOND> → <HOUR> → <MINUTE> → <NORMAL>
the setting object will be flash, then press <  > or <  > key to adjust.
3. When counter is non zero press. TIMER to start count down , press again to pause the counter, At this time press <  > or <  > reset counter to [00-00 00]

CALCULATOR

1. Press <AC/CAL> key change to calculator mode.
2. Press number keys with “+” , “-” , “×” , “÷” , “=” , “ % ” keys to calculation
3. Press “ M+ ” , “ M- ” , “ MRC ” keys for memory operation
4. Press <  > key back to time mode.

KEYTONE

Press <  > key at any mode to toggle key tone ON/OFF